


Industrial & Electrical Components

Miniature P.C.B Relay

Part No.

NRP-02



- Ultra-small type with dimensions.
- High sensitivity:200mW coil power
- UL/C-UL recognized
- Sealed type available

CONTACT

Arrangement	1A/1B/1C
Contact Material	AuAg
Contact Resistive	≤ 100 mΩ
Rating	3A 125VAC/24VDC
Resistive load (cosφ=1)	3A 250VAC/30VDC
Inductive load (cosφ=0.75)	0.3A 120VAC/24VDC
Max. Switching Voltage	250VAC / 60VDC
Max. Switching Current	3A
Max. Switching Power	360VA / 90W
Expected life	
Mechanical	1×10 ⁷ Min
Electrical	1×10 ⁵ Min.

CHARACTERISTICS

Operate Time	6 ms. Max.
Release Time	4 ms. Max.
Initial breakdown voltage	
Between Coil & Contact	1000VAC (50/60Hz)for 1 min.
Between Open Contacts	500VAC (50/60Hz)for 1 min.
Insulation Resistance	Min.100MΩ (500 VDC)
Shock:	
Endurance	100 m ²
Damage	1000 m ²
Vibration	
Endurance	10 to 55 Hz ,1.5mm D.A.
Damage	10 to 55 Hz ,1.5mm D.A.
Humidity	35~85%RH
Ambient temperature	-25 to +70°C
Unit weight	≤3.5g

ORDERING INFORMATION

e.g

NRP - 02 - C - 12D - H

①

②

③

④

⑤

① Series: Miniature p.c.b Relay

② Part No.

③ Contact Form: C=1C/O; A = N/O; B= N/C

④ Coil Voltage: 12D= 12Vdc 24D= 24Vdc

⑤ Nil= 0.36W coil power

H= 0.20W coil power

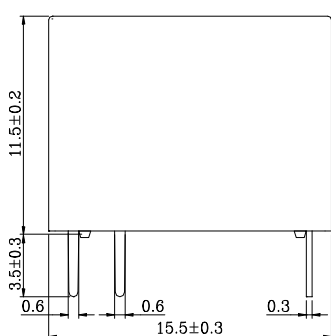
T= 0.15W coil power

COIL DATA (at 20°C)

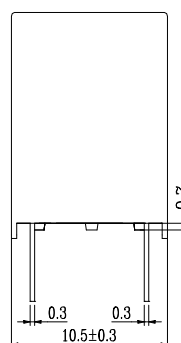
Nominal Voltage (VDC)	Pick-up Voltage VDC(Max)	Drop-out Voltage VDC(Min)	Coil Resistance (Ω) $\pm 10\%$		Nominal operating Power (W)	Max.Allowable Voltage
			High Sensitive 0.20W	Standard 0.36W		
3	2.25	0.30	45	25	0.15 / 0.20 / 0.36	130% of nominal Voltage
5	3.75	0.50	125	69		
6	4.50	0.60	180	100		
9	6.75	0.90	405	225		
12	9.00	1.20	720	400		
24	18.00	2.40	2880	1600		

DIMENSIONS

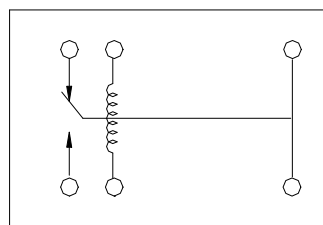
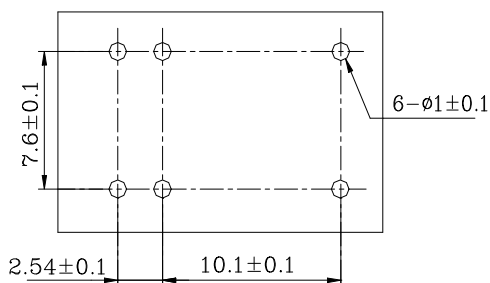
Unit: mm



(BOTTOM VIEW)



(BOTTOM VIEW)



REFERENCE DATA

